
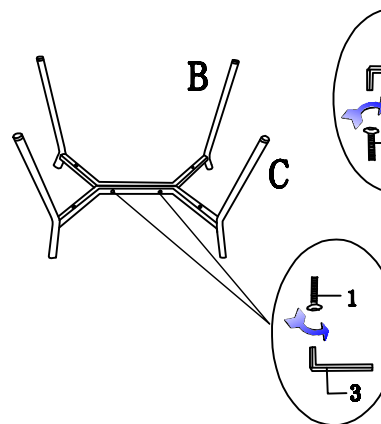


ASSEMBLY INSTRUCTION

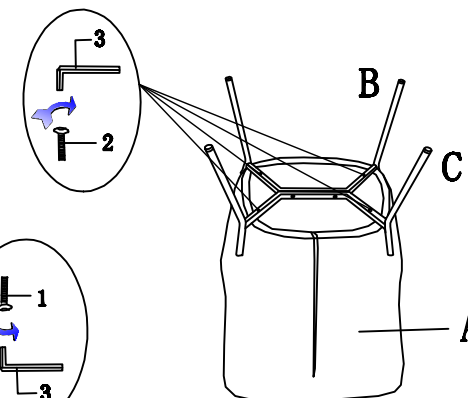


| ITEM | PART | NAME | QUANTITY |
|------|------|----------------------|----------|
| Ⓐ | | SEAT | 1 |
| Ⓑ | | METAL LEG (FRONT) | 1 |
| Ⓒ | | METAL LEG (REAR) | 1 |
| ① | | BOLT M6*35mm | 2 |
| ② | | LONG BOLT M6*45mm | 4 |
| ③ | | ALLEN KEY | 1 |


STEP 1:



STEP 2:



STEP 3:



NOTE:

PLEASE PUT THE CHAIR ONTO A SOFT AND CLEAN SURFACE FOR ASSEMBLY.