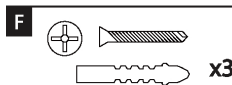
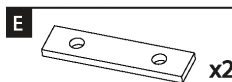
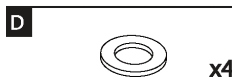
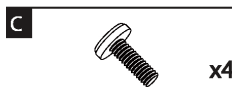
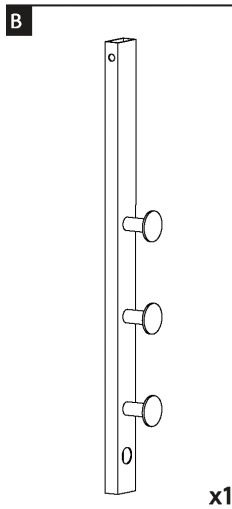
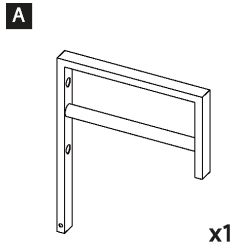


4494090 Trento Clothes Rack

HOUSE NORDIC



1- Assemble the clothes rack according to the illustration (C, D and E)

2- Choose where to hang and mark the three holes on the wall

3- With a drill, drill the three holes

4- Place the dowels and screws and hang the clothes rack

Tools

